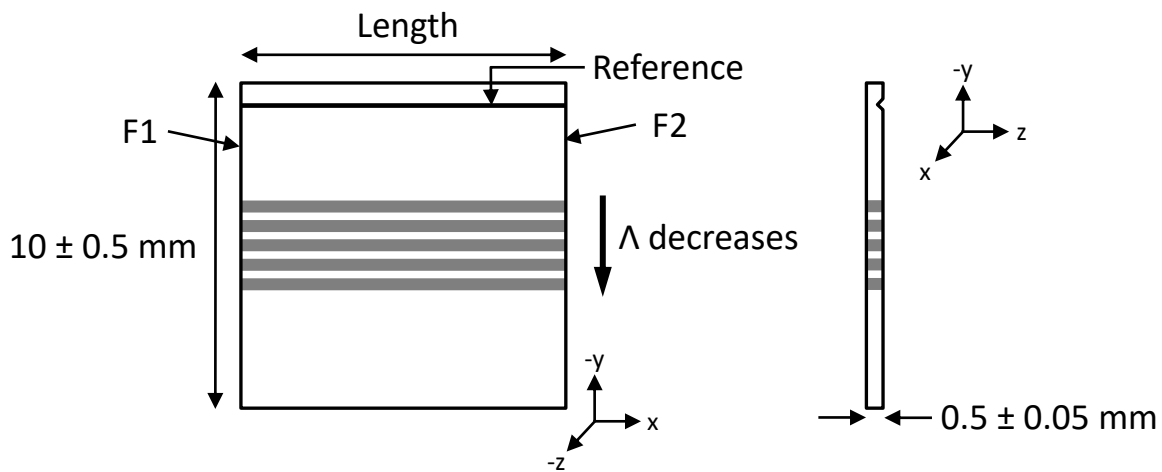


# Device Specification

## MSHG1030-0.5-xx

version 3.0/2021



[Image for reference only. Not to scale.]

Description MgO doped PPLN SHG crystal for 1030nm pump  
Thickness(z)  $0.5\text{mm} \pm 0.05\text{mm}$   
Width(y)  $10\text{mm} \pm 0.5\text{mm}$   
Length(x)  $20\text{mm} \pm 0.5\text{mm}$ ,  $10\text{mm} \pm 0.2\text{mm}$ ,  $1\text{mm} \pm 0.1\text{mm}$   
Periods( $\Lambda$ ) 6.16, 6.19, 6.23, 6.26, 6.29 $\mu\text{m}$

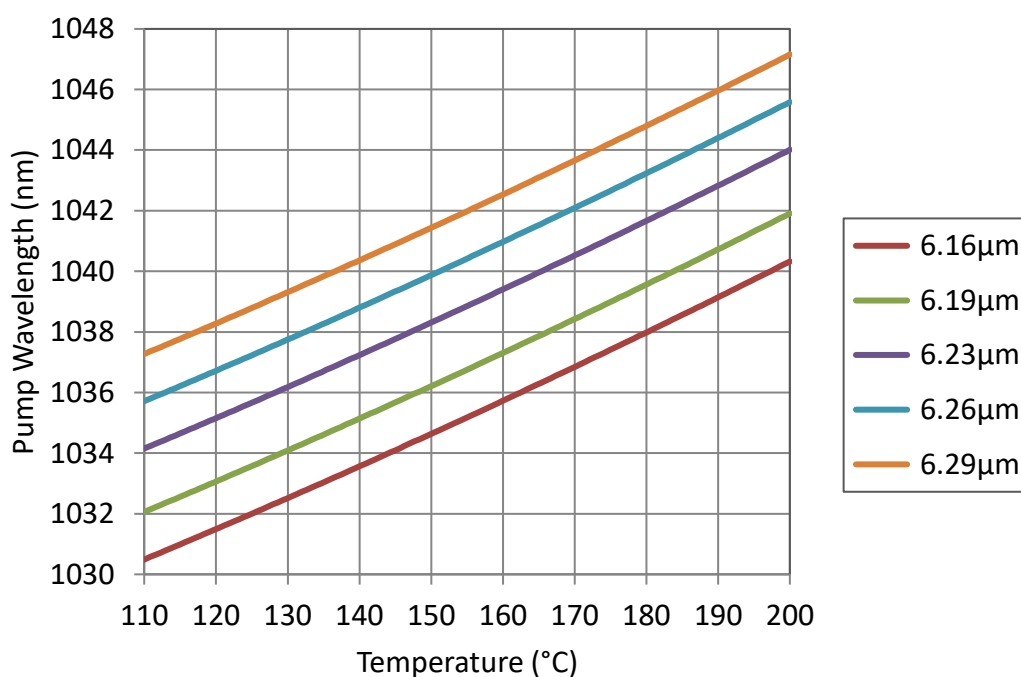
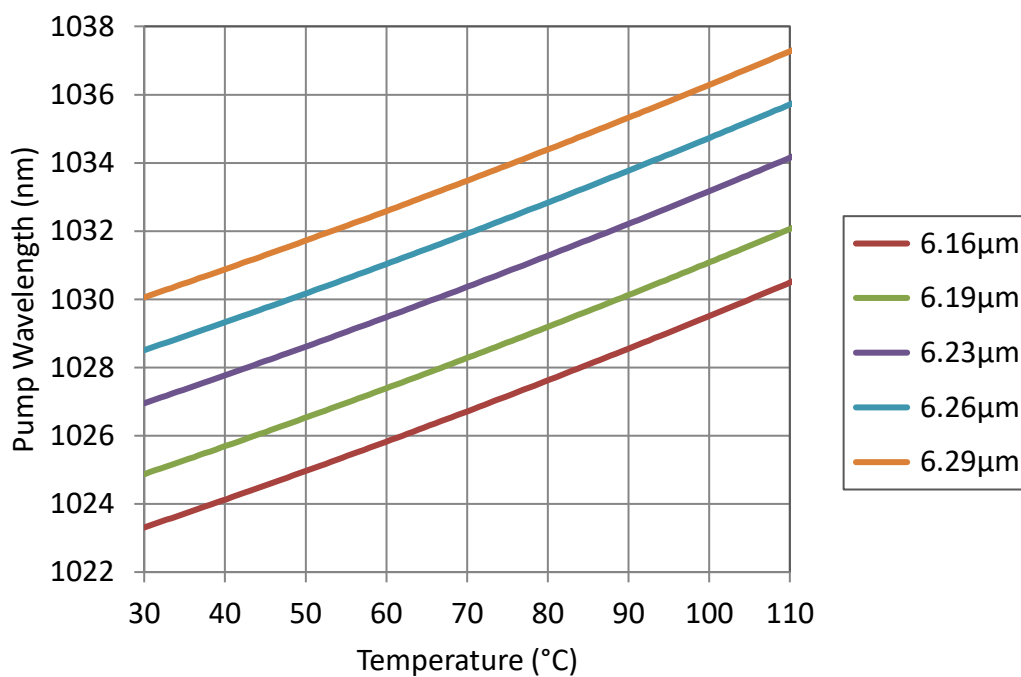
### NOTES:

- 1 The SHG device material is Magnesium doped Lithium Niobate with five periodically poled gratings. Each grating is 0.5mm wide with individual periods as listed above. A saw-cut reference mark is provided on the +z face of the crystal to determine the largest grating period (see above diagram). Each poled grating is separated by 0.2mm wide regions of unpoled material.
- 2 The average mark-to-space ratio of each grating is better than 70:30.
- 3 Each device is etched to make the poled gratings visible. Due to the wet-etch nature of this process the top and bottom surface finish of each device may appear cloudy or uneven.
- 4 Perpendicularity of input/output facets F1 and F2 to gratings is within  $\pm 0.15^\circ$ . Parallelism between end facets F1 and F2 is within  $\pm 5$  minutes.
- 5 Optical finish of facets F1 and F2 is within 20/10 scratch dig with  $\lambda/8@1064\text{nm}$ . No more than two 100 $\mu\text{m}$  size chips per end facet.
- 6 Dual coating to less than  $R < 1\%$  at 515 & 1030nm on both input/output facets.

# Device Specification

## MSHG1030-0.5-xx

version 3.0/2021



For more information, please contact us at:

tel: +44 (0)1794 521 638

email: [sales@covesion.com](mailto:sales@covesion.com)

[www.covesion.com](http://www.covesion.com)

Covesion Ltd.

Unit F3, Adanac North, Adanac Drive, Nursling, Southampton, SO16 0BT, UK

Registered in England No. 06338847, VAT No. 943 1896 00

Copyright © 2021 Covesion Ltd.

