

To request any additional information
please contact us at:

Email: sales@axcelphotonics.com

Phone: (508) 481-9200




Features

- Up to 15W CW output power.
- High Quality, Reliability, & Performance

Product Specifications

808nm High Heat Load with Window Laser Diodes 400 μ m emitter (15W)



Description:

High brightness, high quality, and high reliability are the foundation of our multi mode product line. Axcel's 808nm multi mode laser diodes are available with up to 15W of continuous output power from a high-heat-load module with window output. All modules come standard with an internal thermistor, TEC, and photodiode. Axcel's trademark laser chip design creates un-measurable degradation and long lifetimes that make our chips among the most reliable in the industry today. Fast axis collimating optics are also available on our window packages. Our 808nm multi mode line serves a broad range of applications including solid state pumping, laser display, graphics, medical, dental, industrial, and defense.

Applications

- Solid State Pumping
- Graphics
- Medical/Dental
- Laser Display
- Defense

Please view our website for mechanical drawings of our different packaging options.

Standard Product Specifications for 808nm Multi-mode Diodes

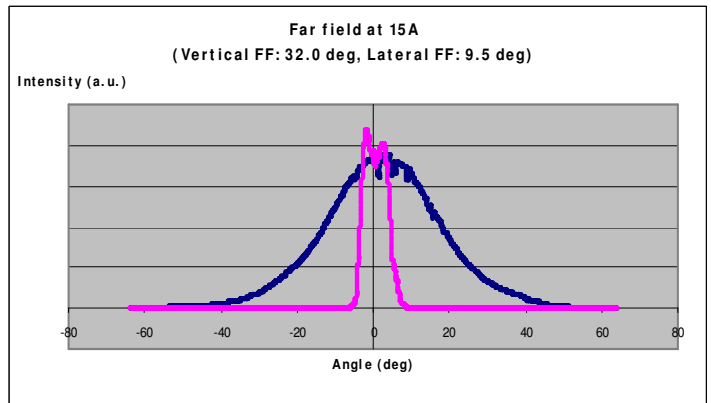
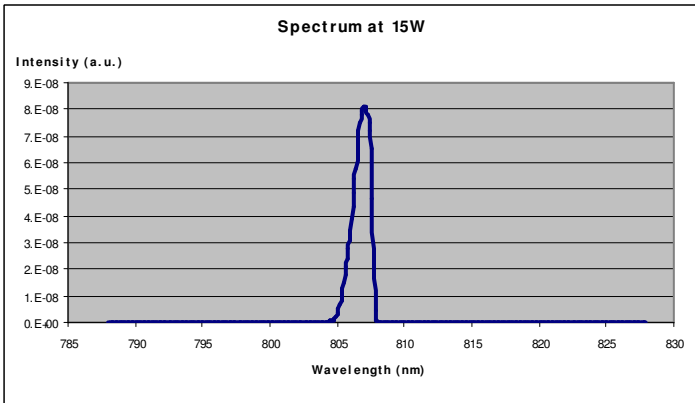
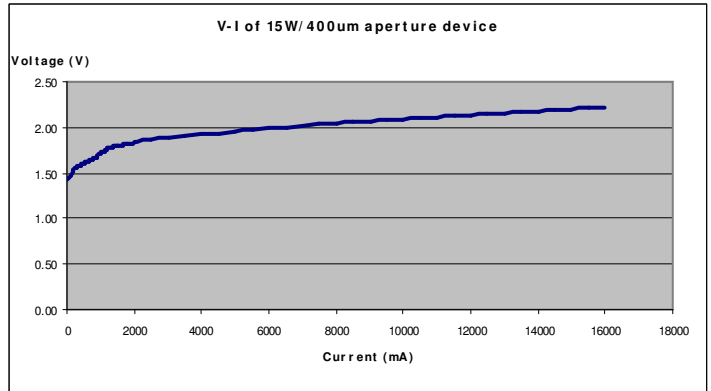
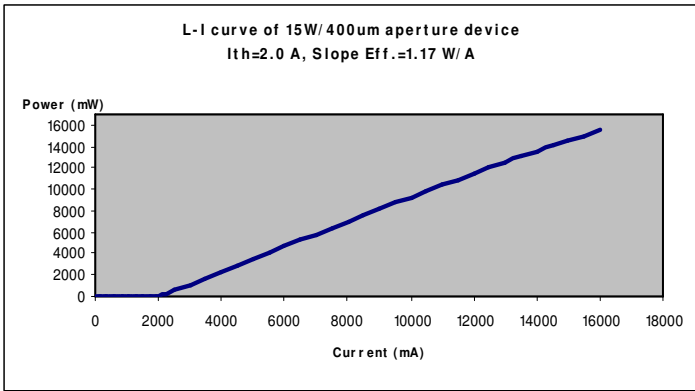
Parameter	Unit
Wavelength	nm
Spectrum FWHM	nm
Operating Power (P _o)	W
Operating Current (I _o)	A
Operating Voltage (V _o)	V
Lifetime	hour
Vertical Far Field	deg, FWHM
Parallel Far Field	deg, FWHM
Threshold (I _{th})	A
Slope Efficiency (dP/dI)	W/A
Storage Temp.	°C
Operating Temp. (T _{op})	°C
Lead Soldering Temp.(5 sec)	°C

15W Series

Min	Typ	Max
805	808	811
-	2	4
-	15.0	-
-	15.5	18.0
-	2.5	2.8
20,000	-	-
-	32	38
-	10	12
-	2.4	2.8
1.0	1.1	-
-40	-	80
-20	25	50
-	-	250

Note: 1) Specifications are subject to change without notice.
2) All Axcel Photonics products are TE polarized

808nm Multi-Mode Product Performance Data Graphs



Determining Your Product number:

MM—WWW—PPPP—XYZ—(custom add-ons)
(package)-(wavelength)-(power)-(options)

Standard Product Configurations

Package:

CL High Heat Load with Window

X Option (aperture size)

4 400 μ m aperture

15W Series

HW-808-015W-450

Wavelength:

808 808nm

Y Option (wavelength tolerance)

3 ± 3 nm

Z Option (additional options)

0 none

Power Options:

015W 15W

Please note: These are our standard product configurations. Other options may be available, please inquire about any additional options that you may require when contacting our Sales Team.

Safety

Caution: Laser light emitted from any diode laser is invisible and may be harmful to the human eye. Avoid looking directly into the diode laser aperture when the device is in operation.

Note: The use of optical instruments with this product will increase eye hazard.


ESD Caution

Always handle diode lasers with extreme care to prevent electrostatic discharge, the primary cause of unexpected diode failure. You can prevent ESD by always wearing wrist straps, grounding all applicable work surfaces, and following extremely rigorous anti-static techniques when handling diode lasers.

Operating Considerations

Operating the diode laser outside of its maximum ratings may cause device failure or a safety hazard. Power supplies used with the component must be employed such that the maximum peak optical power cannot be exceeded. CW diode lasers may be damaged by excessive drive current or switching transients. When using power supplies, the diode laser should be connected with the main power on and the output voltage at zero. The current should be increased slowly while monitoring the diode laser output power and the drive current. Device degradation accelerates with increased temperature, and therefore careful attention to minimize the case temperature is advised. A proper heat-sink for the diode laser on a thermal radiator will greatly enhance laser life.

Power Output Danger Label WARNING! Invisible laser radiation is emitted from devices as shown below



21 CFR 1040.10 Compliance

Because of the small size of these devices, each of the labels shown are attached to the individual shipping container. They are illustrated here to comply with 21 CFR 1040.10 as applicable under the Radiation Control for Health and Safety Act of 1968.