

To request any additional information
please contact us at:

Email: sales@axcelphotonics.com

Phone: (508) 481-9200



Features

- Up to 10W CW output power.
- High Quality, Performance & Reliability

Applications

- Solid State Pumping
- Material Processing
- Medical
- Defense


Product Specifications

975nm Multi-Mode Laser Diodes 400μm emitter (8W-10W)

Description:

High brightness, high quality, and high reliability are the foundation of our multi mode product line. Axcel's 975nm multi mode laser diodes are available with up to 10W of continuous output power from a 400μm single emitter chip. Axcel's trademark laser chip design creates un-measurable degradation and long lifetimes that make our chips among the most reliable in the industry today. Our 975nm multi mode line serves a broad range of applications including solid state pumping, material processing, medical, and defense.

These diodes are available on an industry standard C-mount . More product options are available upon request. Please view our website for mechanical drawings of all of our sub-mount, mount, and module packages.



Contact us today and learn how Axcel Photonics can accelerate your research and production!

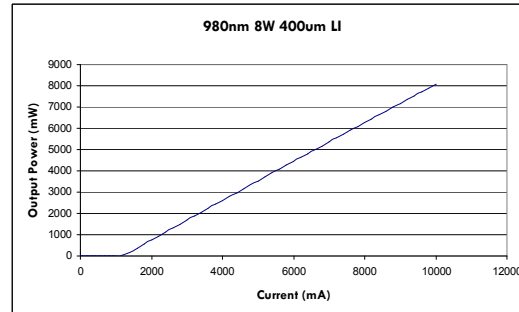
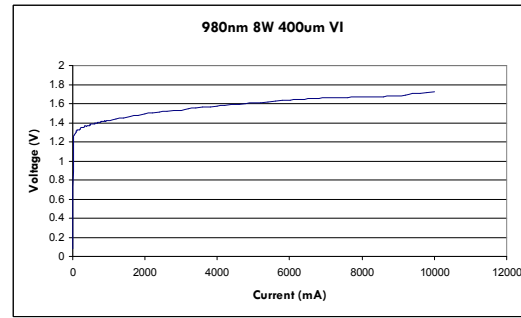
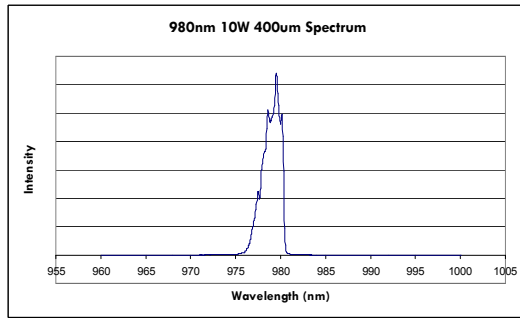
Standard Product Specifications for 975nm Multi-mode Diodes

Parameter	Unit	8W Series			10W Series		
		Min	Typ	Max	Min	Typ	Max
Wavelength	nm	970	975	980	970	975	980
Spectrum FWHM	nm	-	3	5	-	3	5
Operating Power (P _o)	W	-	8.0	-	-	10.0	-
Operating Current (I _o)	A	-	10.0	11.0	-	12.6	14.0
Operating Voltage (V _o)	V	-	1.5	2.0	-	1.5	2.0
Lifetime	hour	10,000	-	-	10,000	-	-
Vertical Far Field	deg, FWHM	-	30	35	-	30	35
Parallel Far Field	deg, FWHM	-	8	11	-	8	11
Threshold (I _{th})	A	-	1.5	1.8	-	1.5	1.8
Slope Efficiency (dP/dI)	W/A	0.8	0.9	-	0.8	0.9	-
Storage Temp.	°C	-40	-	80	-40	-	80
Operating Temp. (T _{op})	°C	-20	25	50	-20	25	50
Lead Soldering Temp.(5 sec)	°C	-	-	250	-	-	250

Note: 1) Specifications are subject to change without notice.

2) All Axcel Photonics products are TE polarized

975nm Multi-Mode Product Performance Data Graphs



Determining Your Product number:

MM—WWW—PPPP—XYZ—(custom add-ons)
(package)-(wavelength)-(power)-(options)

Standard Product Configurations

Package:

CM C-mount

Wavelength:

975 975nm

Power Options:

8000 8W

010W 10W

X Option (aperture size)

4 400μm aperture

Y Option (wavelength tolerance)

5 ±5 nm

Z Option (additional options)

0 none

Please note: These are our standard product configurations. Other options may be available, please inquire about any additional options that you may require when contacting our Sales Team.

8W Series

CM-975-8000-450

10W Series

CM-975-010W-450

Safety

Caution: Laser light emitted from any diode laser is invisible and may be harmful to the human eye. Avoid looking directly into the diode laser aperture when the device is in operation.

Note: The use of optical instruments with this product will increase eye hazard.


Operating Considerations

Operating the diode laser outside of its maximum ratings may cause device failure or a safety hazard. Power supplies used with the component must be employed such that the maximum peak optical power cannot be exceeded. CW diode lasers may be damaged by excessive drive current or switching transients. When using power supplies, the diode laser should be connected with the main power on and the output voltage at zero. The current should be increased slowly while monitoring the diode laser output power and the drive current. Device degradation accelerates with increased temperature, and therefore careful attention to minimize the case temperature is advised. A proper heat-sink for the diode laser on a thermal radiator will greatly enhance laser life.

ESD Caution

Always handle diode lasers with extreme care to prevent electrostatic discharge, the primary cause of unexpected diode failure. You can prevent ESD by always wearing wrist straps, grounding all applicable work surfaces, and following extremely rigorous anti-static techniques when handling diode lasers.

Power Output Danger Label WARNING! Invisible laser radiation is emitted from devices as shown below



21 CFR 1040.10 Compliance

Because of the small size of these devices, each of the labels shown are attached to the individual shipping container. They are illustrated here to comply with 21 CFR 1040.10 as applicable under the Radiation Control for Health and Safety Act of 1968.